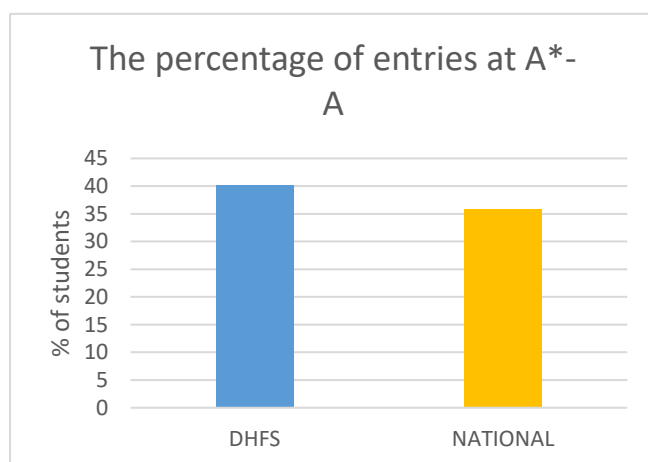


Key Stage 5 Results 2022

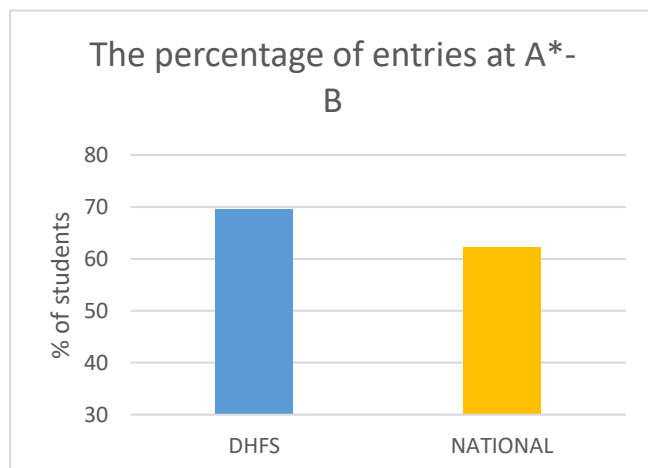
We are committed to enabling all young people within our local community to achieve their full potential within a high achieving, disciplined and safe environment. The following report uses the examination results following the 2022 summer exam series.

The report outlines how well we have performed against national benchmarks. Whilst we recognise the importance of these benchmarks, we remain focussed on what the results mean for our students, their families, and our staff.

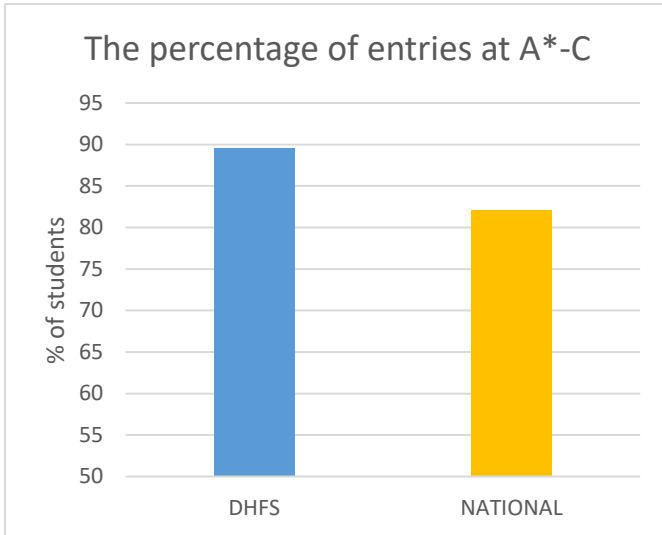
Attainment A Level



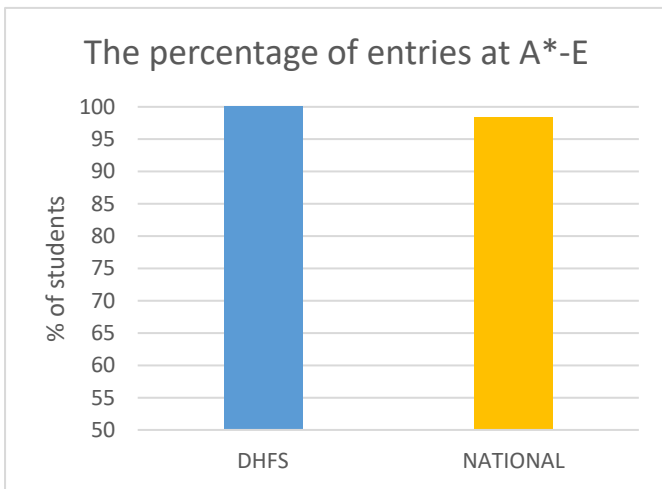
The percentage of entries at A*-A were one of our highest over a six-year trend with over a 40% of all entries resulting in an A* or A. This has exceeded the national average by nearly 5%.



The percentage of entries gaining an A*-B exceeded the national average by around 7%. It has exceeded the national average for the last nine years.

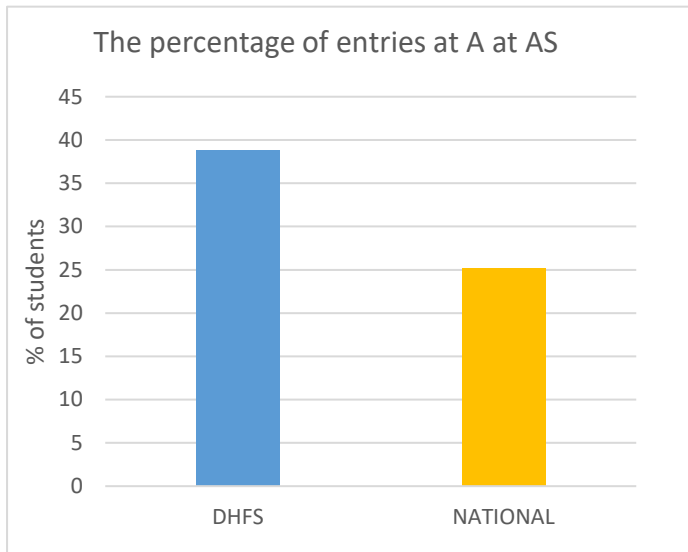


Results over the last nine years have shown excellent outcomes compared to the national average, ranging 5-8% in excess of the national average. The 2022 outcomes were over 7.5% higher than the national average.

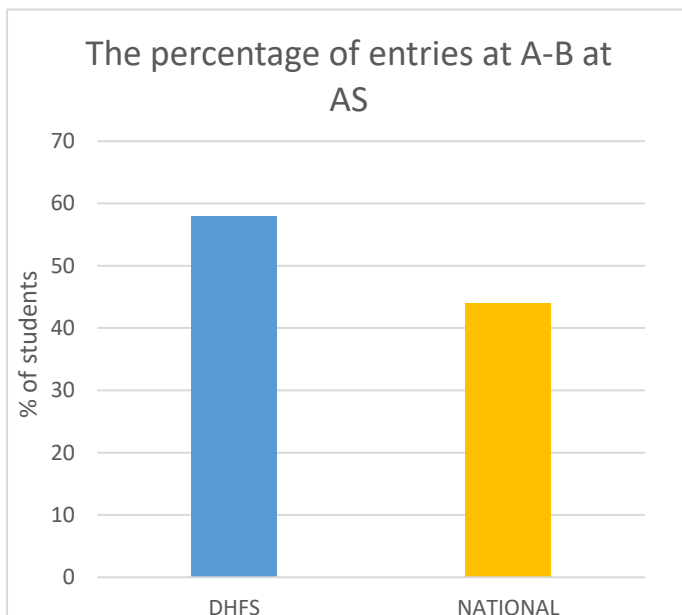


A Level pass rates remain very high at 100%, it exceeds the national average and has done so for the last ten years.

Attainment AS Level

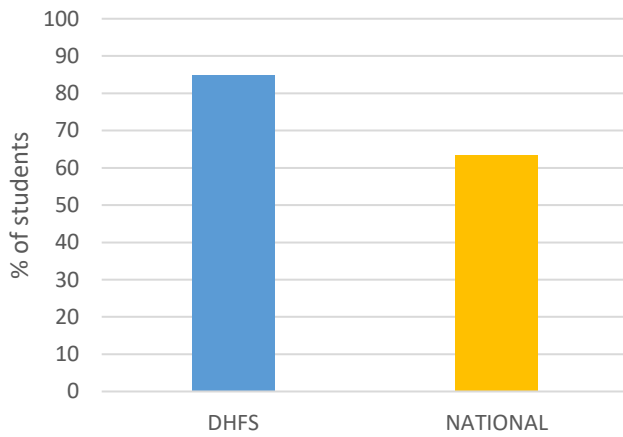


The percentage of entries at A grade were one our highest over a ten-year trend with nearly 40% of all entries resulting in an A grade. This has exceeded the national average by over 13.5%.



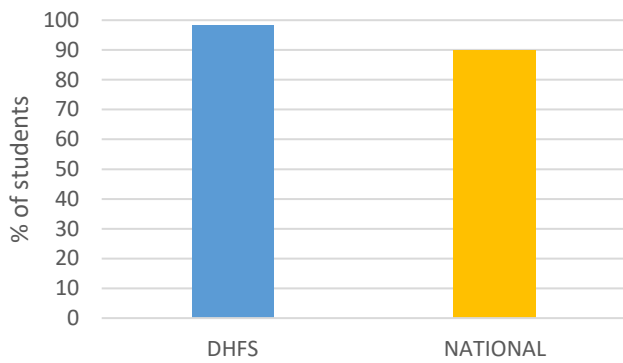
At AS attainment remains strong with more than half of entries at A or B grade, exceeding the national average by nearly 18%. Outcomes exceed national averages and have done so for nine of the last ten years.

The percentage of entries at A-C at AS



In 2022 over 80% of AS entries were at a C grade or higher, exceeding the national average by more than 20%. At DHFS, the national average has been exceeded every year for the last ten years.

The percentage of entries at A-E at AS



In 2022 over 98% of AS entries were at an E grade or higher, exceeding the national average by more than 8%. At DHFS, the national average has been exceeded every year for the last ten years.

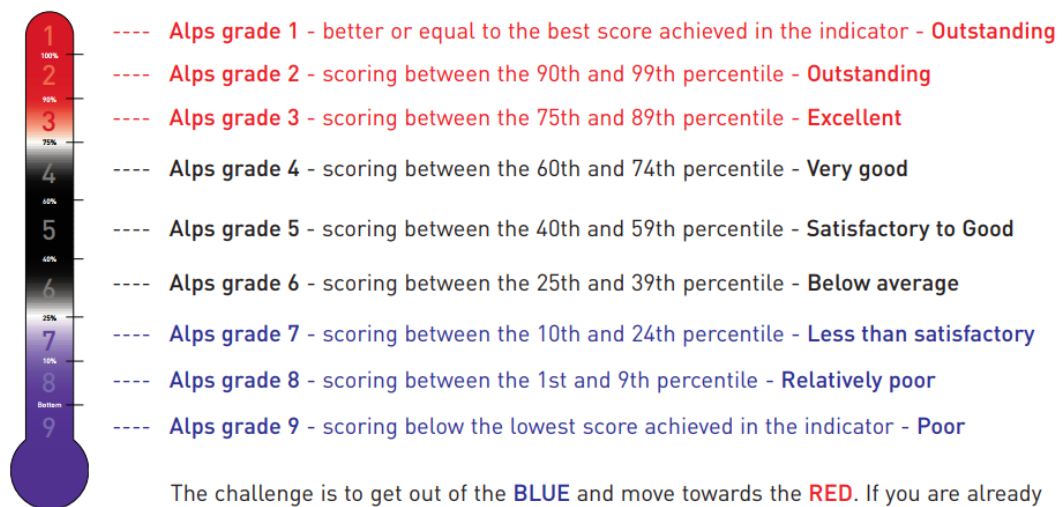
Progress - ALPS

Colours

-Red means your performance is within or exceeds the top 25% of the KS5 benchmark for the indicator

-Blue means your performance is within or worse than the bottom 25% of the KS5 benchmark for the indicator

5. Alps grades - basis of the grading system




The challenge is to get out of the **BLUE** and move towards the **RED**. If you are already in the **RED** the challenge is to stay there. Continuous improvement is the underlying theme.

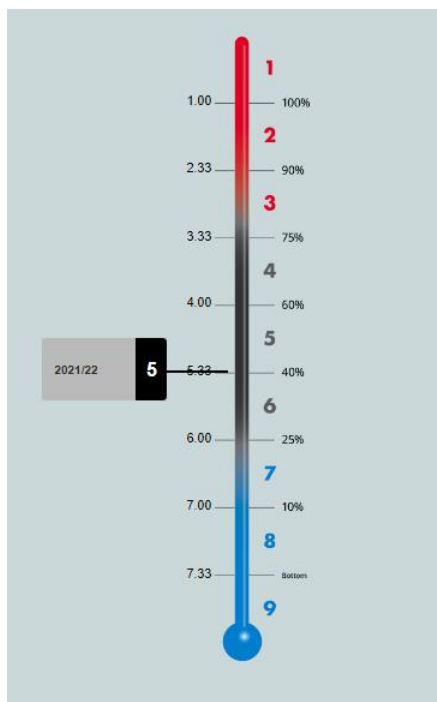
Over the last ten years, Sixth Form students at Dronfield Henry Fanshawe School have exceeded their nationally expected outcomes, demonstrating excellent progress whilst studying A Levels at our school.

The progress achieved by DHFS students has been in the top 10% nationally over the three-year period, demonstrating consistently excellent progress. In 2022, the progress for A Level was within the top 25% nationally. Please see the ALPS thermometer for A Level 2022 (and 2019-2022) below.

A Level



Vocational



The vocational progress is largely in-line with expected outcomes. Please note that this information combines Year 12 and Year 13 qualifications.